

Language Activities

Let's Learn About the Four Seasons

Vanita Chopra

Theme	: Seasons
Skill	: Reading, Writing, and Speaking
Grade	: Primary level learners (third, fourth and fifth grade)
Sub Skill(s)	: Scanning, vocabulary, and comprehension
Duration	: 20-25 minutes
Learning Objectives	: To enable learners to <ul style="list-style-type: none"> • enhance their vocabulary • determine the main idea of a text by using key details • use information to demonstrate understanding • write in relation to their personal experiences
Activity	: Discussion, pedagogical processes (including teacher instructions and class organization)

The teacher should show the factual report about the seasons below to the students.

Pre-reading activity (Warm-up): The teacher will ask the students to think about different seasons in our state/country and ask them to draw a picture of the same in their drawing files/notebooks and write the name of each season.

While reading activity: The teacher will share a factual report about seasons with the students. She would explain what a factual report is and what it includes.


She would then ask volunteers to read about different seasons mentioned in the report.

FACT FILE: Seasons


FUN FACTS:

- When it is summer in the north it is winter in the south.
- At the North and South Pole there are only two seasons.
- In tropical places near the Earth's equator there are two seasons: a 'wet' season and a 'dry' season.


In many places the weather changes during the year. These changes are called seasons. In the north and south there are four seasons in a year. Each season brings changes that are important for plants and animals that live in different parts of the world.




Spring starts when the day and night are the same length. The weather gets warmer and sunnier. Trees and plants start to grow. Many animals have their babies in spring.



Summer begins on the longest day of the year. In the north this is on 21 June. Summer is usually the warmest and sunniest time of the year. Fruit grows on trees and plants. Young animals grow bigger and stronger.



Autumn starts when the day and night are the same length again. During autumn, the leaves change colour and fall from the trees. Some animals collect food before winter comes.



Winter begins on the shortest day of the year. In the north this is on 21 December. The weather is colder and in some places there is lots of snow. Plants and trees stop growing. Some animals, like bats and bears, find places to hide and sleep. This is called hibernation.

<https://learnenglishkids.britishcouncil.org/reading-practice/seasons>

After reading, the students will answer the comprehension-based questions.

Post-reading activity: The teacher will divide the class into groups and discuss the activities they do in each season.

Warm-up: Think aloud about different seasons in your state/country and draw them in your notebook.

Main Activity: Read the fact sheet about seasons below and answer the questions:

Fill in the blanks with the missing words in the sentences:

1. In the spring, the weather is sunny and _____.
2. The _____ season is usually found in tropical areas.
3. Winter begins on _____ in the North, which is the _____ day of the year.

4. Animals grow _____ and stronger during _____ season.

Answer the following questions based on the report above:

(Students can be divided into small groups to discuss the first three questions. For the last question, students will raise hands/unmute themselves to share their experiences).

1. What according to you is the difference between a weather and a season? Write one difference in your notebook.
2. Why are seasons important?
3. What happens to the plants and trees during autumn?
4. Which season do you like the most and why?

Follow on Activity (relating to other skills)

Discuss in your groups the activities you enjoy during the four seasons described in the report above. Through this the teacher will come to know the most liked and disliked activity and further bring changes to plan and implement the above activities.

Monopoly

Theme	: Rhyming words
Skill	: Speaking and writing
Grade	: Primary level learners (first, second and third class)
Sub Skill(s)	: Word family patterns and spelling patterns. Speaking and writing
Duration	: 20-25 minutes
Learning Objectives	: To enable learners to <ul style="list-style-type: none"> • enhance their vocabulary • do independent reading to expand word knowledge • generalize their knowledge to read and spell new words with similar patterns